



YASH & ASSOCIATES

CHARTERED ACCOUNTANTS

HO: ANO-507, Astra Towers, 2C/1, Action Area IIC, Rajarhat, Kolkata – 700161

BO: T-40, The Planet, 3rd Floor, Sevoke Road, 2.5 Mile, Siliguri - 734005

Ph.: 033-40051214, Email: yash.associates2002@gmail.com

Independent Auditor's Report

To the Members of **GREENOL LABORATORIES PVT LTD**

Report on the Audit of the Standalone Financial Statements

Opinion

We have audited the financial statements of GREENOL LABORATORIES PVT LTD ("the Company"), which comprise the balance sheet as at 31st March 2019, and the statement of Profit and Loss and statement of cash flows for the year then ended, and notes to the financial statements, including a summary of significant accounting policies and other explanatory information.

In our opinion and to the best of our information and according to the explanations given to us, the aforesaid financial statements give the information required by the Act in the manner so required and give a true and fair view in conformity with the accounting principles generally accepted in India, of the state of affairs of the Company as at 31st March, 2019, its profit/loss and its cash flows for the year ended on that date.

Basis for Opinion

We conducted our audit in accordance with the Standards on Auditing (SAs) specified under section 143(10) of the Companies Act, 2013. Our responsibilities under those Standards are further described in the Auditor's Responsibilities for the Audit of the Financial Statements section of our report. We are independent of the Company in accordance with the Code of Ethics issued by the Institute of Chartered Accountants of India together with the ethical requirements that are relevant to our audit of the financial statements under the provisions of the Companies Act, 2013 and the Rules thereunder, and we have fulfilled our other ethical responsibilities in accordance with these requirements and the Code of Ethics. We believe that the audit evidence we have obtained is sufficient and appropriate to provide a basis for our opinion.

Information other than the financial statements and auditors' report thereon

The Company's board of directors is responsible for the preparation of the other information. The other information comprises the information included in the Board's Report including Annexures to Board's Report but does not include the financial statements and our auditor's report thereon.

Our opinion on the financial statements does not cover the other information and we do not express any form of assurance conclusion thereon.

In connection with our audit of the financial statements, our responsibility is to read the other information and, in doing so, consider whether the other information is materially inconsistent with the financial statements or our knowledge obtained during the course of our audit or otherwise appears to be materially misstated.



If, based on the work we have performed, we conclude that there is a material misstatement of this other information, we are required to report that fact. We have nothing to report in this regard.

Responsibilities of Management and Those Charged with Governance for the Standalone Financial Statements

The Company's Board of Directors is responsible for the matters stated in section 134(5) of the Companies Act, 2013 ("the Act") with respect to the preparation of these financial statements that give a true and fair view of the financial position, financial performance and cash flows of the Company in accordance with the accounting principles generally accepted in India, including the accounting Standards specified under section 133 of the Act. This responsibility also includes maintenance of adequate accounting records in accordance with the provisions of the Act for safeguarding of the assets of the Company and for preventing and detecting frauds and other irregularities; selection and application of appropriate accounting policies; making judgments and estimates that are reasonable and prudent; and design, implementation and maintenance of adequate internal financial controls, that were operating effectively for ensuring the accuracy and completeness of the accounting records, relevant to the preparation and presentation of the financial statements that give a true and fair view and are free from material misstatement, whether due to fraud or error.

In preparing the financial statements, management is responsible for assessing the Company's ability to continue as a going concern, disclosing, as applicable, matters related to going concern and using the going concern basis of accounting unless management either intends to liquidate the Company or to cease operations, or has no realistic alternative but to do so.

Those Board of Directors are also responsible for overseeing the Company's financial reporting process.

Auditor's Responsibilities for the Audit of the Financial Statements

Our objectives are to obtain reasonable assurance about whether the financial statements as a whole are free from material misstatement, whether due to fraud or error, and to issue an auditor's report that includes our opinion. Reasonable assurance is a high level of assurance, but is not a guarantee that an audit conducted in accordance with SAs will always detect a material misstatement when it exists. Misstatements can arise from fraud or error and are considered material if, individually or in the aggregate, they could reasonably be expected to influence the economic decisions of users taken on the basis of these financial statements.

As part of an audit in accordance with SAs, we exercise professional judgment and maintain professional skepticism throughout the audit. We also:

- Identify and assess the risks of material misstatement of the financial statements, whether due to fraud or error, design and perform audit procedures responsive to those risks, and obtain audit evidence that is sufficient and appropriate to provide a basis for our opinion. The risk of not detecting a material misstatement resulting from fraud is higher than for one resulting from error, as fraud may involve collusion, forgery, intentional omissions, misrepresentations, or the override of internal control.
- Obtain an understanding of internal control relevant to the audit in order to design audit procedures that are appropriate in the circumstances. Under section 143(3)(i) of the Companies Act, 2013, we are also responsible for expressing our opinion on whether the company has adequate internal financial controls system in place and the operating effectiveness of such controls.



- Evaluate the appropriateness of accounting policies used and the reasonableness of accounting estimates and related disclosures made by management.

- Conclude on the appropriateness of management's use of the going concern basis of accounting and, based on the audit evidence obtained, whether a material uncertainty exists related to events or conditions that may cast significant doubt on the Company's ability to continue as a going concern. If we conclude that a material uncertainty exists, we are required to draw attention in our auditor's report to the related disclosures in the financial statements or, if such disclosures are inadequate, to modify our opinion. Our conclusions are based on the audit evidence obtained up to the date of our auditor's report. However, future events or conditions may cause the Company to cease to continue as a going concern.

- Evaluate the overall presentation, structure and content of the financial statements, including the disclosures, and whether the financial statements represent the underlying transactions and events in a manner that achieves fair presentation.

We communicate with those charged with governance regarding, among other matters, the planned scope and timing of the audit and significant audit findings, including any significant deficiencies in internal control that we identify during our audit.

We also provide those charged with governance with a statement that we have complied with relevant ethical requirements regarding independence, and to communicate with them all relationships and other matters that may reasonably be thought to bear on our independence, and where applicable, related safeguards.

From the matters communicated with those charged with governance, we determine those matters that were of most significance in the audit of the financial statements of the current period and are therefore the key audit matters. We describe these matters in our auditor's report unless law or regulation precludes public disclosure about the matter or when, in extremely rare circumstances, we determine that a matter should not be communicated in our report because the adverse consequences of doing so would reasonably be expected to outweigh the public interest benefits of such communication.

Report on Other Legal and Regulatory Requirements

1. As required by the Companies (Auditor's Report) Order, 2016 ("the Order"), issued by the Central Government of India in terms of sub-section (11) of section 143 of the Companies Act, 2013, we give in the 'Annexure A', a statement on the matters specified in paragraphs 3 and 4 of the Order, to the extent applicable.
2. As required by Section 143 (3) of the Act, we report that:
 - a) We have sought and obtained all the information and explanations which to the best of our knowledge and belief were necessary for the purposes of our audit.
 - b) In our opinion, proper books of account as required by law have been kept by the Company so far as it appears from our examination of those books.
 - c) The Balance Sheet, the Statement of Profit and Loss and the Cash Flow Statement dealt with by this Report are in agreement with the books of account.
 - d) In our opinion, the aforesaid financial statements comply with the Accounting Standards specified under Section 133 of the Act, read with Rule 7 of the Companies (Accounts) Rules, 2014.
 - e) On the basis of the written representations received from the directors as on 31st March, 2019 taken on record by the Board of Directors, none of the directors is



disqualified as on 31st March, 2019 from being appointed as a director in terms of Section 164 (2) of the Act.

- f) With respect to the adequacy of the internal financial controls with reference to financial statements of the Company and the operating effectiveness of such controls, refer to our separate Report in 'Annexure B'.
- g) With respect to the other matters to be included in the Auditor's report in accordance with the requirements of Sec 197(16) of the Act as amended, we report that Section 197 is not applicable to a private company. Hence reporting as per Section 197(16) is not required.
- h) With respect to the other matters to be included in the Auditor's Report in accordance with Rule 11 of the Companies (Audit and Auditors) Rules, 2014, in our opinion and to the best of our information and according to the explanations given to us:
 - i. The Company does not have any pending litigations which would impact its financial position.
 - ii. The Company did not have any long-term contracts including derivative contracts for which there were any material foreseeable losses.
 - iii. There were no amounts which were required to be transferred to the Investor Education and Protection Fund by the Company.

Place:-KOLKATA
Date: 10/08/2019



For Yash & Associates
Chartered Accountants
FRN: 325222E

Yash Arya

Yash Arya
(Partner)
Membership No. 061467



YASH & ASSOCIATES

CHARTERED ACCOUNTANTS

HO: ANO-507, Astra Towers, 2C/1, Action Area IIC, Rajarhat, Kolkata – 700161

BO: T-40, The Planet, 3rd Floor, Sevoke Road, 2.5 Mile, Siliguri - 734005

Ph.: 033-40051214, Email: yash.associates2002@gmail.com

Annexure 'A'

The Annexure referred to in paragraph 1 of Our Report on "Other Legal and Regulatory Requirements".

We report that:

- i.
 - a. The company has maintained proper records showing full particulars, including quantitative details and situation of its fixed assets.
 - b. As explained to us, fixed assets have been physically verified by the management at reasonable intervals; no material discrepancies were noticed on such verification.
 - c. The title deeds of immovable properties are held in the name of the company.
- ii. As explained to us, inventories have been physically verified during the year by the management at reasonable intervals. No material discrepancy was noticed on physical verification of stocks by the management as compared to book records.
- iii. According to the information and explanations given to us and on the basis of our examination of the books of account, the Company has not granted any loans, secured or unsecured, to companies, firms, Limited Liability Partnerships or other parties listed in the register maintained under Section 189 of the Companies Act, 2013. Consequently, the provisions of clauses iii (a), (b) and (c) of the order are not applicable to the Company.
- iv. In respect of loans, investments, guarantees, and security, provisions of section 185 and 186 of the Companies Act, 2013 have been complied with.
- v. The company has not accepted any deposits from the public covered under sections 73 to 76 of the Companies Act, 2013.



- vi. As per information & explanation given by the management, maintenance of cost records has not been specified by the Central Government under sub-section (1) of section 148 of the Companies Act, 2013.
- vii.
- a. According to the records of the company, undisputed statutory dues including Provident Fund, Investor Education and Protection Fund, Employees' State Insurance, Income-tax, Sales-tax, Service Tax, Custom Duty, Excise Duty, value added tax, cess and any other statutory dues to the extent applicable, have generally been regularly deposited with the appropriate authorities. According to the information and explanations given to us there were no outstanding statutory dues as on 31st of March, 2019 for a period of more than six months from the date they became payable.
 - b. According to the information and explanations given to us, there is no amount payable in respect of income tax, service tax, sales tax, customs duty, excise duty, value added tax and cess whichever applicable, which have not been deposited on account of any disputes.
- viii. In our opinion and according to the information and explanations given by the management, we are of the opinion that, the Company has not defaulted in repayment of dues to a financial institution, bank, Government or debenture holders, as applicable to the company.
- ix. The company has not raised any money by way of initial public offer or further public offer (including debt instruments) or by way of term loans during the year.
- x. According to the information and explanations given to us, we report that no fraud by the company or any fraud on the Company by its officers or employees has been noticed or reported during the year.
- xi. The company is a private limited company. Hence the provisions of clause (xi) of the order are not applicable to the company.
- xii. The company is not a Nidhi Company. Therefore, clause (xii) of the order is not applicable to the company.
- xiii. According to the information and explanations given to us, all transactions with the related parties are in compliance with sections 177 and 188 of Companies Act, 2013 where applicable and the details have been disclosed in the Financial Statements etc. as required by the applicable accounting standards.



- xiv. The company has not made any preferential allotment or private placement of shares or fully or partly convertible debentures during the year under review.
- xv. The company has not entered into non-cash transactions with directors or persons connected with him.
- xvi. The company is not required to be registered under section 45-IA of the Reserve Bank of India Act, 1934.

Place:-KOLKATA
Date: 10/08/2019



For Yash & Associates
Chartered Accountants
FRN: 325222E

Yash Arya

Yash Arya
(Partner)
Membership No. 061467



YASH & ASSOCIATES

CHARTERED ACCOUNTANTS

HO: ANO-507, Astra Towers, 2C/1, Action Area IIC, Rajarhat, Kolkata – 700161

BO: T-40, The Planet, 3rd Floor, Sevoke Road, 2.5 Mile, Siliguri - 734005

Ph.: 033-40051214, Email: yash.associates2002@gmail.com

Annexure 'B'

Report on Internal Financial Controls with reference to financial statements

Report on the Internal Financial Controls under Clause (i) of Sub-section 3 of Section 143 of the Companies Act, 2013 ("the Act")

We have audited the internal financial controls over financial reporting of GREENOL LABORATORIES PVT LTD ("the Company") as of March 31, 2019 in conjunction with our audit of the financial statements of the Company for the year ended on that date.

Management's Responsibility for Internal Financial Controls

The Company's management is responsible for establishing and maintaining internal financial controls based on the internal control over financial reporting criteria established by the Company considering the essential components of internal control stated in the Guidance Note on Audit of Internal Financial Controls Over Financial Reporting issued by the Institute of Chartered Accountants of India. These responsibilities include the design, implementation and maintenance of adequate internal financial controls that were operating effectively for ensuring the orderly and efficient conduct of its business, including adherence to company's policies, the safeguarding of its assets, the prevention and detection of frauds and errors, the accuracy and completeness of the accounting records, and the timely preparation of reliable financial information, as required under the Companies Act, 2013.

Auditors' Responsibility

Our responsibility is to express an opinion on the Company's internal financial controls over financial reporting based on our audit. We conducted our audit in accordance with the Guidance Note on Audit of Internal Financial Controls Over Financial Reporting (the "Guidance Note") and the Standards on Auditing, issued by ICAI and deemed to be prescribed under section 143(10) of the Companies Act, 2013, to the extent applicable to an audit of internal financial controls, both applicable to an audit of Internal Financial Controls and, both issued by the Institute of Chartered Accountants of India. Those Standards and the Guidance Note require that we comply with ethical requirements and plan and perform the audit to obtain reasonable assurance about whether adequate internal financial controls over financial reporting was established and maintained and if such controls operated effectively in all material respects.



Our audit involves performing procedures to obtain audit evidence about the adequacy of the internal financial controls system over financial reporting and their operating effectiveness. Our audit of internal financial controls over financial reporting included obtaining an understanding of internal financial controls over financial reporting, assessing the risk that a material weakness exists, and testing and evaluating the design and operating effectiveness of internal control based on the assessed risk. The procedures selected depend on the auditor's judgement, including the assessment of the risks of material misstatement of the financial statements, whether due to fraud or error.

We believe that the audit evidence we have obtained is sufficient and appropriate to provide a basis for our audit opinion on the Company's internal financial controls system over financial reporting.

Meaning of Internal Financial Controls Over Financial Reporting

A company's internal financial control over financial reporting is a process designed to provide reasonable assurance regarding the reliability of financial reporting and the preparation of financial statements for external purposes in accordance with generally accepted accounting principles. A company's internal financial control over financial reporting includes those policies and procedures that

1. pertain to the maintenance of records that, in reasonable detail, accurately and fairly reflect the transactions and dispositions of the assets of the company;
2. provide reasonable assurance that transactions are recorded as necessary to permit preparation of financial statements in accordance with generally accepted accounting principles, and that receipts and expenditures of the company are being made only in accordance with authorisations of management and directors of the company; and
3. provide reasonable assurance regarding prevention or timely detection of unauthorized acquisition, use, or disposition of the company's assets that could have a material effect on the financial statements.

Inherent Limitations of Internal Financial Controls Over Financial Reporting

Because of the inherent limitations of internal financial controls over financial reporting, including the possibility of collusion or improper management override of controls, material misstatements due to error or fraud may occur and not be detected. Also, projections of any evaluation of the internal financial controls over financial reporting to future periods are subject to the risk that the internal financial control over financial reporting may become inadequate because of changes in conditions, or that the degree of compliance with the policies or procedures may deteriorate.



Opinion

In our opinion, the Company has, in all material respects, an adequate internal financial controls system over financial reporting and such internal financial controls over financial reporting were operating effectively as at March 31, 2019, based on the internal control over financial reporting criteria established by the Company considering the essential components of internal control stated in the Guidance Note on Audit of Internal Financial Controls Over Financial Reporting issued by the Institute of Chartered Accountants of India.

Place:-KOLKATA
Date: 10/08/2019



For Yash & Associates
Chartered Accountants
FRN: 325222E

Yash Arya

Yash Arya
(Partner)
Membership No. 061467

GREENOL LABORATORIES PVT LTD
BALANCE SHEET AS AT 31ST MARCH, 2019

[All amounts in Rs, unless otherwise stated]

Particulars	Notes	31st March 2019	31st March 2018
ASSETS			
Non- Current assets			
(a) Property, Plant and Equipment	2	33,681,076	35,889,383
(b) Investment in Subsidiary and Associates	3	16,619,977	15,413,677
(c) Financial Assets			
Investments	4	-	-
(d) Deferred Tax Assets (Net)	5	99,100	246,214
(e) Other Non Current Assets	6	-	-
Total Non Current Assets		50,400,153	51,549,274
Current Assets			
(a) Inventories	7	2,368,750	2,593,750
(b) Financial Assets			
(i) Trade Receivables	8	201,197	150,000
(ii) Cash & Cash Equivalents	9	748,476	597,154
(iii) Other Bank Balances	10	-	-
(iv) Other Financial Assets	11	-	-
(c) Short-term Loans and Advances	12	275,504	149,252
(d) Other Current Assets	13	84,610	26,862
Total Current Assets		3,678,537	3,517,018
TOTAL ASSETS		54,078,690	55,066,292
EQUITY AND LIABILITIES			
Equity			
Equity Share Capital	14	9,800,000	9,800,000
Other Equity	15	33,328,264	34,527,738
Total Equity		43,128,264	44,327,738
Liabilities			
Non- current Liabilities			
(a) Financial Liabilities			
(i) Borrowings	16	-	-
(b) Other long term liabilities	17	7,225,000	7,225,000
Total Non- current Liabilities		7,225,000	7,225,000
Current Liabilities			
(a) Financial Liabilities			
Borrowings	18	-	38,354
Trade Payables	19	3,495,724	3,298,450
Other Financial Liabilities	20	-	-
(b) Other Current Liabilities	21	-	114,647
(c) Short term provisions	22	229,702	62,103
Total Current Liabilities		3,725,426	3,513,554
TOTAL LIABILITIES		10,950,426	10,738,554
TOTAL EQUITY AND LIABILITIES		54,078,690	55,066,292

This is the Balance Sheet referred to in our report of even date.

The above statement of Balance Sheet should be read in conjunction with the accompanying notes.

For Yash & Associates
Chartered Accountants

Yash Arya
Partner
Mem No. 061467
FRN : 325222E
Place : Kolkata
Date : 10.08.2019



For & on behalf of the Board

(MANOJ KUMAR GANGULY)

Director

(RAJESH GARG)

Director

GREENOL LABORATORIES PVT LTD
STATEMENT OF PROFIT AND LOSS FOR THE YEAR ENDED 31ST MARCH, 2019

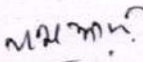
[All amounts in Rs. , unless otherwise stated]

Particulars	Notes	Year ended 31st March 2019	Year ended 31st March 2018
Income:			
Revenue from operations	23	1,975,156	1,219,700
Other Income	24	59,085	144,419
Total Income		2,034,241	1,364,119
Expenses:			
Purchases of stock in trade	25	-	-
Changes in inventories of finished goods	26	225,000	-
Employee benefits expense	27	200,000	-
Finance Costs	28	2,814	43,587
Depreciation and Amortization Expense	29	70,822	135,280
Other expenses	30	368,523	796,342
Total Expenses		867,159	975,209
Profit before tax		1,167,082	388,910
Income Tax Expense			
(1) Current Tax		171,954	35,241
(2) Deferred Tax		147,114	291,857
(3) Excess/short provision relating earlier year tax		(89,997)	(1)
Total Tax Expense		229,071	327,097
Profit for the year		938,011	61,813
Other Comprehensive Income			
Items that will not be reclassified to profit or loss			
Remeasurements of net defined benefit plans		-	-
Income tax relating to above items		-	-
Other Comprehensive Income for the year, net of tax		-	-
Total Comprehensive Income for the year		-	-
Earning per equity share (Face Value of Rs.10 each)	31		
(1) Basic		0.96	0.06
(2) Diluted		0.96	0.06

This is the statement of Profit and Loss referred to in our report of even date.

The above statement of Profit and Loss should be read in conjunction with the accompanying notes.


For Yash & Associates
Chartered Accountants


Yash Arya

Partner
Mem No. 061467
FRN : 325222E
Place : Kolkata
Date : 10.08.2019



For & on behalf of the Board


(MANOJ KUMAR GANGULY)
Director


(RAJESH GARG)
Director

GREENOL LABORATORIES PVT LTD
CASH FLOW STATEMENT FOR THE YEAR ENDED 31ST MARCH, 2019

Particulars	As at 31.03.2019	As at 31.03.2018
	Rs.	Rs.
(A) Cash Flow From Operating Activities		
Profit before Income Tax	1,167,082	388,911
Adjustments for		
Fair Value of Financial assets (Net)	-	-
Provision for Gratuity- P/L	-	-
Depreciation and Amortisation Expense	70,822	135,280
Interest Income Received on Loans	(52,792)	-
Finance Costs	-	42,616
Remeasurements of net defined benefit plans (Net)	-	-
Profit on sale of Fixed Assets	-	(128,799)
other Inflows/(outflows) of cash	35,340	-
Operating profit before working capital changes	1,220,452	438,008
Adjustments for		
Decrease/(Increase) in Trade Receivables	(51,197)	(150,000)
Decrease/(Increase) in Inventories	225,000	-
Decrease/(Increase) in Other Financial Asset-current	-	13,037
Decrease/(Increase) in Other Current Assets	(48,915)	(466,569)
Decrease/(Increase) in Other Non Current Asset	-	-
Decrease/(Increase) in Other Current Tax Asset	-	-
(Decrease)/Increase in Trade Payable	197,274	193,850
(Decrease)/Increase in Other Financial Liabilities	-	-
(Decrease)/Increase in Other Current Liabilities	(114,647)	-
(Decrease)/Increase in Employee Benefit Obligations- Non Current	-	-
(Decrease)/Increase in Employee Benefit Obligations- Current	-	-
Cash Generated from Operations	1,427,967	28,326
Income Tax Paid	(49,443)	15,000
Cash Flow before Extra Ordinary Items	1,378,524	43,326
Income/(Expenses) pertaining to previous year	-	-
Net Cash from Operating Activities	1,378,524	43,326
(B) Cash Flow From Investing Activities		
Payment for Property, Plant & Equipment	-	-
Proceeds from sale of Property, Plant & Equipment	-	290,000
Purchase of Investments	(1,241,640)	-
Interest Received on Loan	52,792	-
Loans to Employees and Related Party	-	-
Loans to Body Corporate	-	-
Repayment of loans by Employees and Related Party	-	-
Net Cash Generated From/(Used in) Investing Activities	(1,188,848)	290,000



(C) Cash Flow From Financial Activities		
Borrowings (Repaid) / Taken	(38,354)	(535,329)
Finance Costs	-	(42,616)
Net Cash Generated From/(Used in) Financing Activities	(38,354)	(577,945)
Net Increase/(Decrease) in Cash and Cash Equivalents (A+B+C)	151,322	(244,619)
Opening Cash & Cash Equivalents (Refer Note No. 9 & 10)	597,154	841,774
Closing Cash & Cash Equivalents (Refer Note No. 9 & 10)	748,476	597,154

Notes :

- (i) The cash flow statement has been prepared under the indirect method as set out in Indian Accounting Standard (Ind AS 7) statement of cash flows.
- (ii) Cash and cash equivalents include "Cash and Bank Balances".
- (iii) Previous years figures have been re-arranged/re-grouped wherever necessary

This is the Cash Flow Statement referred to in our report of even date

For Yash & Associates
Chartered Accountants

Yash Arya
Partner
Mem No. 061467
FRN : 325222E
Place : Kolkata
Date : 10.08.2019



For & on behalf of the Board

(MANOJ KUMAR GANGULY)
Director

(RAJESH GARG)
Director

GREENOL LABORATORIES PVT LTD

STATEMENT OF CHANGES IN EQUITY

A. EQUITY SHARE CAPITAL

	Notes	Amount
As at 1st April 2017		9,800,000
Changes in Equity Share Capital	15	-
As at 31st March 2018		9,800,000
Changes in Equity Share Capital	15	-
As at 31st March 2019		9,800,000

B. OTHER EQUITY

	SECURITIES PREMIUM RESERVE	CAPITAL RESERVE	REVALUATION RESERVE FIXED ASSETS	SURPLUS	TOTAL
Balance as at 1st April 2017	900,000	614,028	35,768,504	(532,364)	36,750,168
Profit for the year	-	-	-	61,814	61,814
Other Comprehensive Income for the year	-	-	2,284,244	-	2,284,244
As at 31st March 2018	900,000	614,028	33,484,260	(470,551)	34,527,737
Add: Profit after tax for the year	-	-	-	938,011	938,011
Other Comprehensive Income for the year	-	-	2,137,485	-	2,137,485
As at 31st March 2019	900,000	614,028	31,346,775	467,460	33,328,263

This is the Statement of Changes in Equity referred to in our report of even date.

The above Statement of Changes In Equity should be read in conjunction with the accompanying notes.

For Yash & Associates

Chartered Accountants

Yash Arya

Partner

Mem No. 061467

FRN : 325222E

Place : Kolkata

Date : 10.08.2019



For & on behalf of the Board

(Signature)

(MANOJ KUMAR GANGULY)

Director

(Signature)

(RAJESH GARG)

Director

GREENOL LABORATORIES PVT LTD

Notes to Financial Statements as at and for the year ended March 31, 2018

Background:

Asian Tea & Exports Limited is a company limited by shares, incorporated and domiciled in India. The Company is engaged in the Business of sale of made tea, Fibre Boards, Elevators, Yellow Peas, etc.

Note No. 1: SIGNIFICANT ACCOUNTING POLICIES

This note provides a list of significant accounting policies adopted in the preparation of these financial statements. These policies have been consistently applied to all years presented, unless otherwise stated.

1.1 Basis of Preparation of Financial Statements

1.1.1 Compliance with Ind AS:

These financial statements comply in all material aspects with the Indian Accounting Standards (IND AS) notified under Section 133 of the Companies Act, 2013 (the "Act") [Companies(Indian Accounting Standards) Rules,2015] and other relevant provisions of the Act.

1.1.2 Classification of Current and Non-Current:

All the Assets and Liabilities have been classified as current or non-current as per the company's normal operating cycle and other criteria set out in the Ind AS 1- Presentation of Financial Statements and Schedule III to the Companies Act, 2013. Based on the nature of the products and the time between the acquisition of assets for processing and their realization in cash and cash equivalents, the Company has ascertained its operating cycle to be 12 months for the purpose of current/non-current classification of assets and liabilities.

1.1.3 Historical Cost Convention:

These financial statements have been prepared in accordance with generally accepted accounting principles in India under the historical cost convention, except for the following:

i) Defined Benefit Plans – Plan Assets measured at fair value.

ii) Certain Financial Assets and Liabilities which are measured at fair value.



iii) Assets held for sale - measured at lower of carrying amount or fair value less cost to sell.

1.1.4 Rounding of amounts:

All amounts disclosed in the financial statements and notes have been rounded off to the nearest Rupees as per the requirement of Schedule III, unless otherwise stated.

1.2 Segment Reporting:

Operating Segments are reported in a manner consistent with the internal reporting provided to the chief operating decision maker.

1.3 Foreign Currency Translation:

Foreign currency transactions are translated into Indian Rupee (INR) which is the functional currency(i.e.the currency of the primary economic environment in which the entity operates) using the exchange rates at the dates of the transactions. Foreign exchange gains and losses resulting from the settlement of such transactions and from the translation of monetary assets and liabilities denominated in foreign currencies at year end exchange rates are recognized in profit or loss.

Monetary foreign currency assets and liabilities at the year-end are translated at the year-end exchange rates and the resultant exchange differences are recognised in the Statement of Profit and Loss.

1.4 Revenue Recognition:

Revenue is measured at the fair value of the consideration received or receivable. Amounts disclosed as revenue are inclusive of tea claims and are net of sales return, sales tax/value added tax/goods and service tax, trade allowances and amount collected on behalf of third parties.

The company recognizes revenue when the amount of revenue can be reliably measured, it is probable that future economic benefits will flow to the Company and significant risk and rewards incidental to the sale of products is transferred to the buyer.

1.5 Income Tax:

The income tax expense or credit for the period is the tax payable on the current period's taxable income based on the applicable income tax rate adjusted by changes in deferred tax assets and liabilities attributable to temporary differences and to unused tax losses.



Deferred income tax is provided in full, using the liability method on temporary differences arising between the tax bases of assets and liabilities and their carrying amount in the financial statement. Deferred income tax is determined using tax rates (and laws) that have been enacted or substantially enacted by the end of the reporting period and are excepted to apply when the related deferred income tax assets is realised or the deferred income tax liability is settled.

Deferred tax assets are recognised for all deductible temporary differences and unused tax losses, only if, it is probable that future taxable amounts will be available to utilise those temporary differences and losses.

Deferred tax assets and liabilities are offset when there is a legally enforceable right to offset current tax assets and liabilities and when the deferred tax balances relate to the same taxation authority. Current tax assets and tax liabilities are off set where the Company has a legally enforceable right to offset and intends either to settle on a net basis, or to realize the asset and settle the liability simultaneously.

Deferred tax assets/liabilities are not recognized for temporary differences between the carrying amount and tax bases of investments in subsidiary and associate where in case of assets it is not probable that the differences will reverse in the foreseeable future and taxable profit will not be available against which temporary difference can be utilized and in case of liabilities the group is able to control the timing of the reversal of the temporary differences and it is probable that the differences will not reverse in the foreseeable future.

Current and deferred tax is recognised in the Statement of Profit and Loss, except to the extent that it relates to items recognised in other comprehensive income or directly in equity. In this case, the tax is also recognised in other comprehensive income or directly in equity, respectively.

Minimum Alternate Tax credit is recognised as deferred tax asset only when and to the extent there is convincing evidence that the Company will pay normal income tax during the specified period. Such asset is reviewed at each Balance Sheet date and the carrying amount of the MAT credit asset is written down to the extent there is no longer a convincing evidence to the effect that the Company will pay normal income tax during the specified period.

1.6 Cash and Cash Equivalents:

For the purpose of presentation in the statement of cash flows, cash and cash equivalents includes cash on hand, bank overdraft, deposits held at call with financial institutions, other short-term highly liquid investments with original maturities of three months or less that are readily convertible to known amounts of cash and which are subject to an insignificant risk of changes in value.



1.7 Trade Receivables:

Trade Receivables are recognised initially at fair value and subsequently measured at amortised cost using the effective interest method, less provision for impairment, if any.

1.8 Inventories:

Inventories are stated at lower of cost and net realizable value. Cost is determined using FIFO method and comprises of the purchase price including duties and taxes, freight inward and other expenditure directly attributable to the acquisition, but excluding trade discount and other rebates.

1.9 Investments in subsidiaries and associates:

Investments in subsidiaries and associates are recognised at cost as per Ind AS 27, except where investments are accounted for at cost in accordance with Ind AS 105.

1.10 Investments and other Financial Assets:

The Company classifies its financial assets in the following measurement categories:

- i) those to be measured subsequently at fair value (either through other comprehensive income, or through profit or loss), and
- ii) those measured at amortized cost.

The classification depend on the company's business model for managing the financial assets and the other contractual terms of cash flows.

1.10.1 Measurement – Equity Instruments:

The Company measures its equity investment other than in subsidiaries and associates at cost. However where the Company's management makes an irrevocable choice on initial recognition to present fair value gains and losses on specific equity investments in other comprehensive income, there is no subsequent reclassification, on sale or otherwise, of fair value gains and losses to the Statement of Profit and Loss.

1.10.2 Measurement – Mutual Funds:

All mutual funds in scope of Ind-AS 109 are measured at fair value through profit and loss (FVTPL).



1.10.3 De-Recognition of Financial Assets

A financial asset is primarily de-recognised when the rights to receive cash flows from the asset have expired or the Company has transferred its rights to receive cash flows from the asset.

1.11 Financial Liabilities

Initial Recognition and Measurement

All financial liabilities are recognised initially at fair value and transaction cost that is attributable to the acquisition of the financial liabilities is also adjusted. These liabilities are classified as amortised cost.

Subsequent Measurement

These liabilities include are borrowings and deposits. Subsequent to initial recognition, these liabilities are measured at amortised cost using the effective interest method. Amortised cost is calculated by taking into account any discount or premium on acquisition and fees or costs that are an integral part of the EIR. The EIR amortisation is included as finance costs in the statement of profit and loss. This category generally applies to borrowings.

De-Recognition of Financial Liabilities

A financial liability is de-recognised when the obligation under the liability is discharged or cancelled or expires. When an existing financial liability is replaced by another from the same lender on substantially different terms, or the terms of an existing liability are substantially modified, such an exchange or modification is treated as the de-recognition of the original liability and the recognition of a new liability. The difference in the respective carrying amounts is recognised in the statement of profit or loss.

1.12 Income Recognition:

Dividends- Dividends are recognized in profit or loss only when the right to receive payment is established.

Interest Income- Interest Income from debt instrument is recognised using the effective interest rate method.

1.13 Property, Plant and Equipment:

All items of Property, Plant and Equipment are stated at historical cost less depreciation. Historical Cost includes expenditure that is directly attributable to the acquisition of the items.



Subsequent costs are included in the asset's carrying amount or recognized as a separate asset, as appropriate, only when it is probable that future economic benefits associated with the item will flow to the Company and the cost of the item can be measured reliably. The carrying amount of any component accounted for as a separate asset is derecognized when replaced. All other repairs and maintenance are charged to profit and loss during the reporting period in which they are incurred.

Depreciation methods, estimated useful lives and residual value:

Depreciation on Property, Plant and Equipment is provided as per Written Down Method (WDV). Depreciation for the current year is provided on the basis of useful lives as prescribed in Schedule II to the Companies Act, 2013, which in the view of the management is reasonable based on the life the asset is expected to be used.

The assets' residual values and useful lives are reviewed, adjusted if appropriate, at the end of each reporting period.

Gain and losses on disposals are determined by comparing proceeds with carrying amount. These are included in profit or loss within other gains/losses.

1.14 Equity:

Equity shares are classified as equity. Incremental costs directly attributable to the issue of new shares are shown in equity as a deduction, net of tax, from the proceeds.

1.15 Dividends:

Provision is made for the amount of any dividend declared, being appropriately authorised and no longer at the discretion of the Company, on or before the end of the reporting period but not distributed at the end of the reporting period.

1.16 Earnings per Share:

1.16.1 Basic earnings per share

Basic earnings per share is calculated by dividing:

- The profit attributable to owners of the Company
- By the weighted average number of equity shares outstanding during the financial year.

1.16.2 Diluted earnings per share:

Diluted earnings per share adjusts the figures used in the determination of basic earnings per share to take into account:



- The after income tax effect of interest and other financing costs associated with dilutive potential equity shares, and
- The weighted average number of additional equity shares that would have been outstanding assuming the conversion of all dilutive potential equity shares.

1.17 Impairment of Financial assets:

In accordance with Ind-AS 109, the Company applies expected credit loss (ECL) model for measurement and recognition of impairment loss on the following financial assets:

Trade Receivables

For recognition of impairment loss on Trade Receivable, the Company determines whether there has been a significant increase in the credit risk since initial recognition and if the credit risk has increased significantly impairment loss is provided.

Other Financial Assets

For recognition of impairment loss on other financial assets and risk exposure, the Company determines whether there has been a significant increase in the credit risk since initial recognition and if credit risk has increased significantly, impairment loss is provided.

1.18 Use of Estimates:

The Preparation of financial statements in conformity with the generally accepted accounting principles in India requires the management to make estimates and assumptions that affects the reported amount of assets and liabilities as at the balance sheet date, the reported amount of revenue and expenses for the periods and disclosure of contingent liabilities at the balance sheet date. The estimates and assumptions used in the financial statements are based upon management's evaluation of relevant facts and circumstances as of the date of financial statements. Actual results could differ from estimates.

1.19 Borrowing:

Borrowings are initially recognised at net of transaction costs incurred and measured at amortised cost. Any difference between the proceeds (net of transaction costs) and the redemption amount is recognised in the Statement of Profit and Loss over the period of the borrowings using the effective interest method.

1.20 Borrowing Cost:

Interest and other borrowing costs attributable to qualifying assets are capitalised. Other interest and borrowing costs are charged to Statement of Profit and Loss.

1. 21 Employee Benefits:

Post-employment obligations



Defined benefit plans such as Gratuity:

The liability or asset recognised in the balance sheet in respect of defined benefit gratuity fund is the present value of the defined benefit obligation at the end of the reporting period less the fair value of plan assets. The defined benefit obligation is calculated annually by actuaries using the projected unit credit method.

The present value of the defined benefit obligation is determined by discounting the estimated future cash outflows by reference to market yields at the end of the reporting period on government bonds that have terms approximating to the terms of the related obligation.

The net interest cost is calculated by applying the discount rate to the net balance of the defined benefit obligation and the fair value of plan assets. This cost is included in employee benefit expense in the Statement of Profit and Loss.

Remeasurement gains and losses arising from experience adjustments and changes in actuarial assumptions are recognised in the period in which they occur, directly in other comprehensive income. They are included in Other Comprehensive Income in the statement of changes in equity and in the balance sheet.

1.22 Provisions and contingent liabilities:

Provisions are recognised when the Company has a present legal or constructive obligation as a result of past events, it is probable that an outflow of resources will be required to settle the obligation and the amount can be reliably estimated. Provisions are not recognised for future operating losses.

Provisions are measured at the present value of management's best estimate of the expenditure required to settle the present obligation at the end of the reporting period. The discount rate used to determine the present value is a pre tax rate that reflects current market assessments of the time value of money and the risks specific to the liability. The increase in the provision due to the passage of time is recognised as interest expense.

Contingent Liabilities are disclosed in respect of possible obligations that arise from past events but their existence will be confirmed by the occurrence or non occurrence of one or more uncertain future events not wholly within the control of the Company or where any present obligation cannot be measured in terms of future outflow of resources or where a reliable estimate of the obligation cannot be made.

(B) Notes on Financial Statements

1. The SSI status of the creditors is not known to the Company; hence the information is not given.
2. Salaries includes directors remuneration on account of salary Rs. Nil/- (Previous Year Rs. Nil/-)



GREENOL LABORATORIES PVT LTD
SIKKIM COMMERCE HOUSE,, 4/1 MIDDLETON STREET,
KOLKATA-700071
CIN : U33125WB1987PTC041872

(F.Y. 2018-2019)

3. Trade receivables, Trade payables, Loans & Advances and Unsecured Loans have been taken at their book value subject to confirmation and reconciliation.

4. Payments to Auditors:

Auditors Remuneration	2018-2019	2017-2018
Audit Fees	7,500	7,500
Tax Audit Fees	Nil	Nil
Company Law Matters	Nil	Nil
GST	1,350	1,350
Total	8,850	8,850

5. Loans and Advances are considered good in respect of which company does not hold any security other than the personal guarantee of persons.

6. Related Party disclosure as identified by the company and relied upon by the auditors:

(A) Related Parties and their Relationship

(I) Associates

1. Asian Capital Market Ltd.
2. Asian Housing & Infrastructure Pvt Ltd
3. Asian Tea & Exports Ltd.
4. Greenex Chemicals Pvt Ltd

Transactions with Related parties

(Figure in Lacs)

	Transactions during the year			
Particulars	Asian Capital Market Ltd	Asian Housing & Infrastructure Pvt Ltd	Asian Tea & Exports Ltd	Greenex Chemicals Pvt Ltd
Relation	Associates	Associates	Associates	Associates
Loan Received	18.00 (Nil)	Nil	Nil	Nil
Loan Repaid	18.00 (5.74)	Nil	Nil	Nil
Interest Paid	0.53 (0.43)	Nil	Nil	Nil
Rent Received	0.06 (0.06)	0.12 (0.12)	0.30 (0.30)	0.06 (0.06)



GREENOL LABORATORIES PVT LTD
SIKKIM COMMERCE HOUSE,, 4/1 MIDDLETON STREET,
KOLKATA-700071
CIN : U33125WB1987PTC041872

(F.Y. 2018-2019)

Outstanding Balances

Particulars	Asian Capital Market Ltd	Asian Housing & Infrastructure Pvt Ltd	Asian Tea & Exports Ltd	Greenex Chemicals Pvt Ltd
Relation	Associates	Associates	Associates	Associates
Unsecured Loan	0.48 (0.38)	Nil	Nil	Nil
Security Deposit Received	15.00 (15.00)	Nil	55.00 (55.00)	Nil

7. Value of Imports

Raw Material	Nil	Nil
Finished Goods	Nil	Nil

8. Expenditure in Foreign Currency Nil Nil

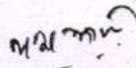
9. Earning in Foreign Exchange Nil Nil

10. Previous year figures have been regrouped/rearranged wherever necessary.

Signature to notes 1 to 43

In terms of Our Separate Audit Report of Even Date Attached.


For Yash & Associates
Chartered Accountants


(Yash Arya)
Partner
Membership No. 061467
Registration No. 325222E


Place:- KOLKATA

Date: - 10/08/2019

For GREENOL LABORATORIES PVT LTD


MANOJ KUMAR
GANGULY
Director

DIN : 0000216496


RAJESH GARG
Director

DIN : 0000471803



GREENOL LABORATORIES PVT LTD
NOTES ON FINANCIAL STATEMENTS FOR THE YEAR ENDED 31ST MARCH, 2019

2 PROPERTY, PLANT AND EQUIPMENT

(Amount in Rs.)

Particulars	Gross Carrying Amount				Accumulated Depreciation				Net Carrying Amount
	Deemed Cost as at 1st April, 2017*	Additions during the year	Disposals during the year	As at 31st March, 2018	As at 1st April, 2017	Depreciation for the year	Disposals during the year	As at 31st March, 2018	As at 31st March, 2018
Tangible Assets									
Flat	55,128,564	-	-	55,128,564	18,397,094	2,359,927	-	20,757,021	34,371,543
Vehicle	1,064,379	-	1,064,379	-	843,581	59,597	903,178	-	-
Tea Plantation (N B University)	1,517,840	-	-	1,517,840	-	-	-	-	1,517,840
Total	57,710,783	-	1,064,379	56,646,404	19,240,675	2,419,524	903,178	20,757,021	35,889,383

Particulars	Gross Carrying Amount				Accumulated Depreciation				Net Carrying Amount
	Original Cost as at 1st April, 2018	Additions during the year	Disposals during the year	As at 31st March, 2019	As at 1st April, 2018	Depreciation for the year	Disposals during the year	As at 31st March, 2019	As at 31st March, 2019
Tangible Assets									
Flat	55,128,564	-	-	55,128,564	20,757,021	2,208,307	-	22,965,328	32,163,237
Tea Plantation (N B University)	1,517,840	-	-	1,517,840	-	-	-	-	1,517,840
Total	56,646,404	-	-	56,646,404	20,757,021	2,208,307	-	22,965,328	33,681,076

* Represents deemed cost on the date of transition to Ind AS. Gross block and Accumulated Depreciation from the previous GAAP have been disclosed for the purpose of better understanding of the original cost of assets.



GREENOL LABORATORIES PVT LTD
NOTES ON FINANCIAL STATEMENTS FOR THE YEAR ENDED 31ST MARCH, 2019

3 INVESTMENT IN SUBSIDIARY AND ASSOCIATES

(In Unquoted Equity Shares of Rs. 10/- each fully paid, except otherwise stated)

Particulars	31st March 2018 Rs.	31st March 2017 Rs.
Equity Instruments at Cost		
Investment in Equity Instruments - Subsidiary		
Investment in Equity Instruments - Associate		
Total		

4 Non-Current Investments

(In Equity Shares of Rs. 10/- each fully paid, except otherwise stated)

Particulars	31st March 2019 Rs.	31st March 2018 Rs.
A. Trade Investment (Valued at Cost unless stated otherwise)		
Investments in Mutual Funds (Quoted)		
In Others		
Kotak Securities (Lower of Cost & Market Value)	100,000	-
	100,000	-
B. Equity Investment Designated at Cost		
Investments in Equity Instruments - Others		
Asian Housing Infrastructure P Ltd	4,743,677	4,743,677
209750 (31.03.2018- 209750) Shares		
Asian Capital Market Ltd	1,175,000	1,175,000
12000 (31.03.2018- 12000) Shares		
Everlasting Procon P Ltd	650,000	200,000
50000 (31.03.2018- 20000) Shares		
Hurdeodass Tea Co. P Ltd	200,000	200,000
5000 (31.03.2017- 5000) Shares		
IBM Finance & Investment P Ltd	1,470,000	1,470,000
42000 (31.03.2017- 42000) Shares		
Kanchan Wood Products P Ltd	50,000	50,000
5000 (31.03.2017- 5000) Shares		
Moonview Marcom Pvt Ltd	100,000	100,000
10000 (31.03.2017- 10000) Shares		
Sita Plantation P Ltd	2,400,000	2,400,000
54750 (31.03.2017- 54750) Shares		
ST Buildcon P Ltd	1,600,000	1,600,000
64000 (31.03.2017- 64000) Shares		
Skyview Dealtrade P Ltd	1,631,300	2,175,000
16313 (31.03.2017- 21750) Shares		
Sriram Tokharam Realtors P Ltd	1,000,000	1,000,000
5000 (31.03.2017- 5000) Shares		
Ultrafocus Developers P Ltd	1,300,000	100,000
90000 (31.03.2017- 10000) Shares		
Upmost Retails P Ltd	100,000	100,000
10000 (31.03.2017- 10000) Shares		
Ultrashine Marketing P Ltd	100,000	100,000
10000 (31.03.2017- 10000) Shares		
Total (A)	16,519,977	15,413,677
C. Other Investment Designated at FVTPL		
Investment in Other Instruments		
Total (A+B+C)	16,619,977	15,413,677
Aggregate amount of unquoted investments	16,519,977	15,413,677
Total Amount of Investments	16,619,977	15,413,677



GREENOL LABORATORIES PVT LTD
NOTES ON FINANCIAL STATEMENTS FOR THE YEAR ENDED 31ST MARCH 2018

5 DEFERRED TAX ASSET (NET)

Particulars	31st March 2019 Rs.	31st March 2018 Rs.
Deferred tax b/f	(291,857)	538,071
Created during the year	-	-
Financial asset at FVTOCI	-	-
Financial asset at FVTPL	390,957	(291,857)
Total	99,100	246,214

6 OTHER NON CURRENT ASSETS

Particulars	31st March 2019 Rs.	31st March 2018 Rs.
(Unsecured - considered good unless otherwise stated)		
Advance with Capital First Commodities Ltd. (Subject to Confirmation)	-	-
Group Gratuity Fund	-	-
Total	-	-

7 INVENTORIES

Particulars	31st March 2019 Rs.	31st March 2018 Rs.
<u>At lower of cost and net realisable value</u>		
Trades Goods	2,368,750	2,593,750
Total	2,368,750	2,593,750



GREENOL LABORATORIES PVT LTD**NOTES ON FINANCIAL STATEMENTS FOR THE YEAR ENDED 31ST MARCH, 2019****8 TRADE RECEIVABLES**

Particulars	31st March 2019 Rs.	31st March 2018 Rs.
Unsecured - Considered Good	201,197	150,000
Total	201,197	150,000

9 CASH AND CASH EQUIVALENTS

Particulars	31st March 2019 Rs.	31st March 2018 Rs.
Balances with Banks in Current Accounts	166,600	90,278
Cash on Hand (as certified by management)	581,876	506,876
Total	748,476	597,154

12 Short Term Loans & Advances

Particulars	31st March 2019 Rs.	31st March 2018 Rs.
Income Tax paid under Dispute	74,252	74,252
Tax Deducted at Source	139,440	75,000
Income Tax Refundable	12,897	-
Asian Capital Market Ltd	47,513	-
Prepaid Expenses	1,402	-
Total	275,504	149,252

13 Other Current Assets

Particulars	31st March 2019 Rs.	31st March 2018 Rs.
MAT Credit Entitlement	84,610	26,862
Total	84,610	26,862



GREENOL LABORATORIES PVT LTD**NOTES ON FINANCIAL STATEMENTS FOR THE YEAR ENDED 31ST MARCH, 2019****14 EQUITY SHARE CAPITAL**

Particulars	31st March 2019 Rs.	31st March 2018 Rs.
Authorised 10,00,000 (31.03.2017- 10,00,000 , 1.04.2016-10,00,000) Equity Shares of Rs.10/- each	10,00,000	10,00,000
	10,00,000	10,00,000
Issued, Subscribed and Paid-up 9,80,000 (31.03.2017- 9,80,000 , 1.04.2016-9,80,000) Equity Shares of Rs.10/- each fully paid up	9,80,000	9,80,000
Total	9,80,000	9,80,000
The Reconciliation of the number of shares outstanding is set out below	No. of shares	No. of shares
Equity Shares at the beginning of the year	980,000	980,000
Add: Issued during the year	-	-
Equity Shares at the end of the year	980,000	980,000
(a) Rights , preferences and restrictions attached to Shares		
The Company has only one class of shares referred to as Equity Shares having a par value of Rs.10/- per share. Each shareholder is entitled for one vote per share held and is entitled to participate in dividend. In the event of liquidation, the equity shareholders are eligible to receive the remaining assets of the Company after distribution of all preferential amounts, in proportion to their shareholding.		
(b) Shares held by Holding/Ultimate holding company and/or their subsidiaries/associates		
Particulars	No. of Equity Shares	
	31st March 2019	31st March 2018
Asian Tea and Export Ltd.	980000	980000
(c) Details of Equity Shares held by Shareholders holding more than 5% shares of the aggregate Equity Shares in the Company		
Particulars	No. & % of Equity Shares	
	31st March 2019	31st March 2018
Asian Tea and Export Ltd.	980000 (100)	980000 (100)



GREENOL LABORATORIES PVT LTD**NOTES ON FINANCIAL STATEMENTS FOR THE YEAR ENDED 31ST MARCH, 2019****15 OTHER EQUITY**

Particulars	Securities Premium Reserve	Capital Reserve	Revaluation Reserve Fixed Assets	Retained Earnings	Total
As at 1st April 2017	900,000	614,029	35,768,504	(532,364)	36,750,169
Add: Profit for the year	-	-	-	61,814	61,814
Add/less: fair value of financials assets adjusted with retained earning	-	-	(2,284,244)		(2,284,244)
Remeasurement of post- employment defined benefit obligations (net of tax)	-	-	-	-	-
Less: Items of Other comprehensive Income recognised directly in retained earnings	-	-	-	-	-
Income Tax relating to these items	-	-	-	-	-
As at 31st March 2018	900,000	614,029	33,484,260	(470,550)	34,527,739
Add: Profit for the year	-	-	(2,137,485)	938,011	(1,199,474)
Remeasurement of post- employment defined benefit obligations	-	-	-	-	-
Income Tax relating to these items	-	-	-	-	-
As at 31st March 2019	900,000	614,029	31,346,775	467,461	33,328,265

Nature and Purpose of Other Reserves**a) Securities Premium Reserve**

Securities Premium Reserve is used to record the premium on issue of shares. The reserve is available for utilisation in accordance with the provisions of the Act.

b) Capital Reserve

Capital Reserve was created on incorporating the assets and liabilities of the amalgamated companies in the event of amalgamation during the FY.: 2006-07.

c) Revaluation Reserve

Reserve was created to recognise the revalued figure of the Premises Leasehold Flats.

d) Retained Earnings

Retained Earnings represent accumulated profits earned by the Company and the remaining undistributed as on date.



GREENOL LABORATORIES PVT LTD

NOTES ON FINANCIAL STATEMENTS FOR THE YEAR ENDED 31ST MARCH, 2019

17 OTHER NON-CURRENT LIABILITIES

Particulars	31st March 2019 Rs.	31st March 2018 Rs.
Security Deposit	7,225,000	7,225,000
Total	7,225,000	7,225,000



GREENOL LABORATORIES PVT LTD**NOTES ON FINANCIAL STATEMENTS FOR THE YEAR ENDED 31ST MARCH, 2019****18 CURRENT BORROWINGS**

Particulars	31st March 2019 Rs.	31st March 2018 Rs.
Loans repayable on demand from Others <u>Asian Capital Market Ltd</u> - Unsecured	-	38,354
Total	-	38,354

19 TRADE PAYABLES

Particulars	31st March 2019 Rs.	31st March 2018 Rs.
Trade Payables a) Total outstanding dues of micro enterprises and small enterprises (Refer Note below) b) Total outstanding dues other than micro enterprises and small enterprises For Goods purchased For Others	- 3,495,724	- 3,298,450
Total	3,495,724	3,298,450

Note: There are no outstanding dues of Micro and Small Enterprises (MSEs) based on the information available with the company



GREENOL LABORATORIES PVT LTD**NOTES ON FINANCIAL STATEMENTS FOR THE YEAR ENDED 31ST MARCH, 2019****21 OTHER CURRENT LIABILITIES**

Particulars	31st March 2019 Rs.	31st March 2018 Rs.
Statutory dues (including Provident Fund and Tax Deducted at Source)	-	4,262
Other Payables	-	110,385
Total	-	114,647

22 Short Term Provisions

Particulars	31st March 2019 Rs.	31st March 2018 Rs.
Current tax provisions	229,702	62,103
Total	229,702	62,103



GREENOL LABORATORIES PVT LTD**NOTES ON FINANCIAL STATEMENTS FOR THE YEAR ENDED 31ST MARCH, 2019****23 REVENUE FROM OPERATIONS**

Particulars	For the year ended 31st March, 2019 Rs.	For the year ended 31st March, 2018 Rs.
<u>(i) SALES OF PRODUCTS</u>		
Sale of Shares	843,750	-
<u>(ii) SALES OF SERVICES</u>		
Lease rent from agricultural products	175,906	265,700
Rent received	955,500	754,000
<u>(iii) OTHER OPERATING REVENUES</u>		
Other charges received	-	200,000
Total	1,975,156	1,219,700

24 OTHER INCOME

Particulars	For the year ended 31st March, 2019 Rs.	For the year ended 31st March, 2018 Rs.
Interest Income	59,085	6,770
Miscellaneous Receipts	-	8,850
Profit on disposal of Property, Plant and Equipment (Net)	-	128,799
Total	59,085	144,419



GREENOL LABORATORIES PVT LTD**NOTES ON FINANCIAL STATEMENTS FOR THE YEAR ENDED 31ST MARCH, 2019****25 PURCHASES OF STOCK IN TRADE**

Particulars	For the year ended 31st March, 2019 Rs.	For the year ended 31st March, 2018 Rs.
Shares	-	-
Total	-	-

26 CHANGES IN INVENTORIES OF FINISHED GOODS

Particulars	For the year ended 31st March, 2019 Rs.	For the year ended 31st March, 2018 Rs.
Opening Stock	2,593,750	2,593,750
Less: Closing Stock	2,368,750	2,593,750
Decrease/(Increase)	225,000	-

27 EMPLOYEE BENEFITS EXPENSE

Particulars	For the year ended 31st March, 2019 Rs.	For the year ended 31st March, 2018 Rs.
Salaries and wages	200,000	-
Contribution to Provident Funds and Other Funds	-	-
Staff Welfare Expenses	-	-
Total	200,000	-



GREENOL LABORATORIES PVT LTD**NOTES ON FINANCIAL STATEMENTS FOR THE YEAR ENDED 31ST MARCH, 2019****28 FINANCE COSTS**

Particulars	For the year ended 31st March, 2019 Rs.	For the year ended 31st March, 2018 Rs.
Interest on Short Term loans from others	-	42,616
Bank Charges	2,814	971
Total	2,814	43,587

29 DEPRECIATION AND AMORTISATION EXPENSE

Particulars	For the year ended 31st March, 2019 Rs.	For the year ended 31st March, 2018 Rs.
Depreciation on Property, Plant and Equipment	70,822	135,280
Total	70,822	135,280

NOTE: Out of Total Depreciation of Rs. 22,08,307/- (PY.: Rs. 26,31,005/-), depreciation on revalued portion of the assets of Rs. 21,37,485/- (PY.: Rs. 24,41,082/-) is adjusted to Revaluation Reserve and the remaining depreciation of Rs. 70,822/- (PY.: Rs. 80,877/-) is written off in Profit & Loss Account.

30 OTHER EXPENSES

Particulars	For the year ended 31st March, 2019 Rs.	For the year ended 31st March, 2018 Rs.
Agricultural Income Tax	-	-
Auditor's Remuneration	8,850	8,850
Lease Expense	202,700	202,700
Filing Expense	2,720	4,300
Brokerage Expense	-	-
Insurance Expense	5,708	36,985
Legal Expense	-	-
General Expense	712	1,265
Preliminary Expenses Written off	-	-
Professional Expense	19,770	68,915
Professional Tax	2,500	2,500
Property Tax	86,123	335,810
Trade License	4,100	4,100
Vehicle Running Expense	-	130,917
Loss on sale of Investment	35,340	-
Total	368,523	796,342



GREENOL LABORATORIES PVT LTD**NOTES ON FINANCIAL STATEMENTS FOR THE YEAR ENDED 31ST MARCH, 2019****31 EARNINGS PER SHARE(EPS)****BASIC AND DILUTED EARNINGS PER SHARE**

Particulars	For the year ended 31st March, 2019 Rs.	For the year ended 31st March, 2018 Rs.
i) Net Profit after tax as per Statement of Profit and Loss attributable to Equity Shareholders (Rs.)	938,011	61,814
ii) Weighted Average number of equity shares	980,000	980,000
iii) Basic and Diluted Earning per share attributable to the equity holders of the company (Rs.)	0.96	0.06
iv) Face Value per equity share (Rs.)	10	10

32 AUDITORS REMUNERATION

Particulars	For the year ended 31st March, 2019 Rs.	For the year ended 31st March, 2018 Rs.
i) Statutory Audit Fees	8,850	8,850
ii) Other Service Fees	-	-
Total	8,850	8,850

33 VALUE OF IMPORTS ON CIF BASIS

Particulars	For the year ended 31st March, 2019 Rs.	For the year ended 31st March, 2018 Rs.
	-	-
	-	-
Total	-	-

34 EARNINGS IN FOREIGN EXCHANGE

Particulars	For the year ended 31st March, 2019 Rs.	For the year ended 31st March, 2018 Rs.
Export of Goods on FOB Basis	-	-
Total	-	-

35 CONTINGENT LIABILITY NOT PROVIDED FOR

Particulars	For the year ended 31st March, 2019 Rs.	For the year ended 31st March, 2018 Rs.
	-	-
Total	-	-



ASIAN TEA & EXPORTS LIMITED**NOTES ON FINANCIAL STATEMENTS FOR THE YEAR ENDED 31ST MARCH, 2019****37 RELATED PARTY DISCLOSURES**

i) List of Related Parties where control exists with whom transactions have taken place and relationships:

Name of the Party	Nature of Relation
1. Sarita Nupur Vyapaar Pvt Ltd 2. Greenol Laboratories Pvt. Ltd	Wholly Owned Subsidiary
3. HRG Health Care (P) Ltd 4. Inspire Tie Up (P) Ltd 5. Hurdeodass Co. Pvt Ltd	Control Subsidiary
6. Asian Tea Company Pvt Ltd 7. Kesavatsapur Tea Company Pvt. 8. Doyapore Tea Industries (P) L 9. TH Infracon (P) Ltd 10. Sriram Thokharam Realtors (P) 11. Indong Tea Co. Pvt. Ltd.	Associate
12. Asian Capital Market Limited 13. HRG Vyapaar (P) Ltd 14. Bevel Commercial Pvt Ltd 15. Moonview Marcom Pvt Ltd 16. Express Devcon Pvt Ltd	Significant Influence of Key Management Personnel (KMP)
17. Mr. H.R.Garg 18. Mr. Sunil Garg 19. Mr. Rajesh Garg 20. Smt Rama Garg 21. Ms. Rashi Nagori	Key Management Personnel (KMP)

ii) Transactions during the year and outstanding balance with Related Parties

